






If you have any questions, or your hearing instruments require service, please contact your hearing professional:



Orion User's Guide

Installing the Battery

Your Orion hearing instrument uses either a size 312 or 10A battery. Your hearing professional will advise you of which battery to use.

- 1 To install the battery, open the battery compartment by gently lifting the raised edge of the swing-out drawer. 
- 2 Place the battery in the drawer with the "+" side facing the same direction as the "+" sign on the drawer. 
- 3 Close the battery compartment by gently swinging the drawer until it securely snaps in place. **DO NOT FORCE THE BATTERY DRAWER SHUT.** If the drawer does not close easily, verify that the battery is placed correctly in the compartment. 

Volume Control Adjustment

The volume control allows you to adjust the amount of amplification provided by your Orion. Your Orion is equipped with either a manual or screw set volume control.

Manual Volume Control

To increase amplification, turn the volume control forward, toward your face.



Left Ear

Right Ear



Left Ear

Right Ear

To decrease amplification, turn the volume control backward, toward the back of your head.

Screw Set Volume Control (SSVC)

To increase amplification, turn the SSVC clockwise.



To decrease amplification, turn the SSVC counterclockwise.

Inserting Your Orion

- 1 To insert your Orion, hold it with the extraction line between your thumb and index finger. The extraction line should be on the bottom. 
- 2 Gently guide the Orion into your ear canal until you feel resistance. 
- 3 Release the extraction line. Using your index finger, push the Orion in until it is seated comfortably in your ear canal. Pulling down on your ear lobe with your other hand as you push may help with insertion. 

Removing Your Orion

To remove your Orion, grasp the extraction line and gently pull the Orion out of your ear canal.



Do not use the battery drawer to remove your Orion. Damage may occur.

Orion Care and Storage

- If you are not planning to use your Orion for an extended period of time, remove the battery and store your instrument and battery separately in the supplied storage case.
- In the morning, carefully brush your Orion with the supplied brush tool located in your storage case. Do not push any earwax or other debris into the openings of the instrument. After brushing your Orion, wipe it thoroughly with a soft cloth.
- **DO NOT** wear your Orion while showering or bathing, or otherwise allow any liquid to enter the instrument.
- **DO NOT** apply perfumes, colognes, or hair spray while wearing your Orion.
- **DO NOT** expose your Orion to excessive heat.
- **KEEP BATTERIES AWAY FROM THE REACH OF CHILDREN.** If ingested, immediately contact a physician or the National Button Battery Ingestion Hotline at **(202) 625-3333**.

Troubleshooting Guide

Problem	Possible Cause	Resolution
Dead	Dead Battery	Replace Battery
	Receiver Tube Blocked	Contact Your Hearing Professional
Weak	Low Battery	Replace Battery
Repetitive Beeping	Low Battery	Replace Battery

Please contact your hearing professional for further assistance if these suggestions do not resolve the problem.

Important Notices

Good health practice requires that a person with a hearing loss have a medical evaluation by a licensed physician (preferably a physician who specializes in diseases of the ear) before purchasing a hearing aid. Licensed physicians who specialize in diseases of the ear are often referred to as otolaryngologists, otologists, or otolaryngologists. The purpose of medical evaluation is to assure that all medically treatable conditions that may affect hearing are identified and treated before the hearing aid is purchased.

Following the medical evaluation, the physician will give you a written statement that states that your hearing loss has been medically evaluated and that you may be considered a candidate for a hearing aid. The physician will refer you to an audiologist or a hearing aid dispenser, as appropriate, for a hearing aid evaluation.

The audiologist or hearing aid dispenser will conduct a hearing aid evaluation to assess your ability to hear with and without a hearing aid. The hearing aid evaluation will enable the audiologist or dispenser to select and fit a hearing aid to your individual needs.

If you have reservations about your ability to adapt to amplification, you should inquire about the availability of a trial-rental or purchase-option program. Many hearing aid dispensers now offer programs that permit you to wear a hearing aid for a period of time for a nominal fee after which you may decide if you want to purchase the hearing aid.

A hearing aid will not restore normal hearing and will not prevent or improve a hearing impairment resulting from organic conditions. The use of a hearing aid is only part of hearing habilitation and may need to be supplemented by auditory training and instruction in lipreading.

Federal law restricts the sale of hearing aids to those individuals who have obtained a medical evaluation from a licensed physician. Federal law permits a fully informed adult to sign a waiver statement declining the medical evaluation for religious or personal beliefs that preclude consultation with a physician. The exercise of such a waiver is not in your best health interest and its use is strongly discouraged.

Orion Limited Warranty

Your new Orion hearing instrument is warranted against defects in materials and workmanship for a period of one year from date of purchase. During the warranty period, we will repair the hearing instrument should it prove to be defective in materials or workmanship. If the hearing instrument cannot be repaired, it will be replaced with a comparable instrument that is new or refurbished. The warranty period is not extended if we repair or replace a warranted instrument.

This warranty does not cover accessories, including earmolds, tubing, cords, and batteries. Appearance changes due to normal wear and tear are not considered defects. Damage due to accidents, abuse, misuse, or neglect are excluded from this warranty. Damage to, or the failure of products caused by moisture, including perspiration, cerumen, or the overrotation of volume controls and potentiometers are excluded from this warranty. Tampering and attempted repairs by unauthorized personnel void warranty coverage. Hearing instruments with missing or altered serial numbers are excluded from this warranty. This warranty does not include a promise of specific hearing improvement.

This warranty is exclusive, and is in lieu of all other warranties, express or implied, including but not limited to, the implied warranties of merchantability or fitness for a particular purpose.

We do not accept liability beyond the remedies provided for in this limited warranty or for consequential or incidental damages.

This warranty gives you specific legal rights, and you may also have other rights which vary from state to state. Some states do not allow limitations on how long an implied warranty lasts or limitations on incidental or consequential damages, so the above limitations or exclusions may not apply to you.

Important Notices (Continued)

Children with Hearing Loss

In addition to seeing a physician for a medical evaluation, a child with a hearing loss should be directed to an audiologist for evaluation and rehabilitation since hearing loss may cause problems in language development and the educational and social growth of a child. An audiologist is qualified by training and experience to assist in the evaluation and rehabilitation of a child with a hearing loss.

Warning to Hearing Aid Dispensers

A hearing aid dispenser should advise a prospective hearing aid user to consult promptly with a licensed physician (preferably an ear specialist) before dispensing a hearing aid if the hearing aid dispenser determines through inquiry, actual observation, or review of any other available information concerning the prospective user, that the prospective user has any of the following conditions:

1. Visible congenital or traumatic deformity of the ear.
2. History of active drainage from the ear within the previous 90 days.
3. History of sudden or rapidly progressive hearing loss within the previous 90 days.
4. Acute or chronic dizziness.
5. Unilateral hearing loss of sudden or recent onset within the previous 90 days.
6. Audiometric air-bone gap equal to or greater than 15 decibels at 500 hertz (Hz), 1,000 Hz, and 2,000 Hz.
7. Visible evidence of significant cerumen accumulation or a foreign body in the ear canal.
8. Pain or discomfort in the ear.

Special care should be exercised in selecting and fitting a hearing aid whose maximum sound pressure level exceeds 132 decibels because there may be risk of impairing the remaining hearing of the hearing aid user.